

D

C

B

A

FIRE ALARM / MASS NOTIFICATION DEVICE MOUNTING HEIGHTS	
FIRE ALARM PULL STATION _____	48" AFF TO TOP OF DEVICE
SPEAKER/STROBE UNIT (WALL) _____	80" AFF TO BOTTOM OF DEVICE
VISUAL ALARM ONLY _____	80" AFF TO BOTTOM OF DEVICE
FIRE ALARM SMOKE DETECTOR _____	CEILING
EXTERIOR SPEAKER _____	96" AFG TO BOTTOM OF DEVICE

NOTE: DIMENSIONS ARE TO DEVICE CENTERLINE AND AS MEASURED ABOVE FINISHED FLOOR (AFF).

FIRE ALARM SYMBOLS

SYMBOL	DESCRIPTION
30 FA	FIRE ALARM SPEAKER/STROBE UNIT. NUMBER INDICATES CANDELA RATING, 'C' INDICATES CEILING MOUNTED.
30 MN	MASS NOTIFICATION SPEAKER/STROBE UNIT. NUMBER INDICATES CANDELA RATING. 'C' INDICATES CEILING MOUNTED.
30	FIRE ALARM STROBE UNIT, CEILING MOUNTED. NUMBER INDICATES CANDELA RATING, 'C' INDICATES CEILING MOUNTED.
	FIRE ALARM PULL STATION
	EXTERIOR MASS NOTIFICATION SPEAKER, WEATHERPROOF.
	FIRE ALARM CONTROL PANEL
	MASS NOTIFICATION SYSTEM CONTROL PANEL
	LOCAL OPERATING CONSOLE
	AIR SAMPLING HVAC DUCT SMOKE DETECTOR
	SMOKE DETECTOR
	RATE OF RISE / FIXED TEMPERATURE HEAT DETECTOR (135°F)

RACEWAY SYMBOLS


SYMBOL	DESCRIPTION
	CONDUIT CONCEALED IN WALLS OR ABOVE CEILINGS.
	NEW HOMERUN TO PANELBOARD. LETTERS INDICATE PANELBOARD AND NUMBERS INDICATE CIRCUITS IN PANELBOARD.
	CONDUIT BREAK
	ELECTRICAL EQUIPMENT CONNECTION (HARD-WIRED OR CONNECTED TO SWITCH MOUNTED ON EQUIPMENT.

RENOVATION TAGS

SYMBOL	DESCRIPTION
'ER'	EXISTING DEVICE TO REMAIN
'R'	EXISTING DEVICE TO BE REMOVED

ABBREVIATIONS

SYMBOL	DESCRIPTION
AFF	ABOVE FINISHED FLOOR
AFG	ABOVE FINISHED GRADE
C	CONDUIT
MNS	MASS NOTIFICATION SYSTEM
NTS	NOT TO SCALE
RM	ROOM
SCIF	SECRET COMPARTMENTALIZED INFORMATION FACILITY
SAP	SPECIAL ACCESS PROGRAMS
UON	UNLESS OTHERWISE NOTED
V	VOLTS
WP	WEATHERPROOF



SYMBOL	DESCRIPTION	DATE	BY

DESIGNED BY: WYNNIE	DATE: 05 AUG 2011
DWN BY: WYNNIE	SOLICITATION NO.: TBD
SUBMITTED BY: VELEZ	CONTRACT NO.: TBD
FILE NAME: ELECTRICAL	CATEGORY CODE: 12-14-00-20
SIZE: D	PLOT DATE: 05 AUG 2011
AS SHOWN	AS SHOWN

U. S. ARMY ENGINEER DISTRICT
CORPS OF ENGINEERS
WILMINGTON DISTRICT


CREENHORNE & O'MARA
ENGINEERS
1000 CONVENT ROAD, SUITE 200
WILMINGTON, NC 28403-4807
TEL: 919.851.8481
FAX: 919.851.9703

JSOC SOF FACILITY MOTOR POOL ADDITION - SOLSE
FORT BRAGG, NORTH CAROLINA

FIRE ALARM AND MASS NOTIFICATION SYSTEM
SYMBOLS, LEGEND, ABBREVIATIONS AND NOTES

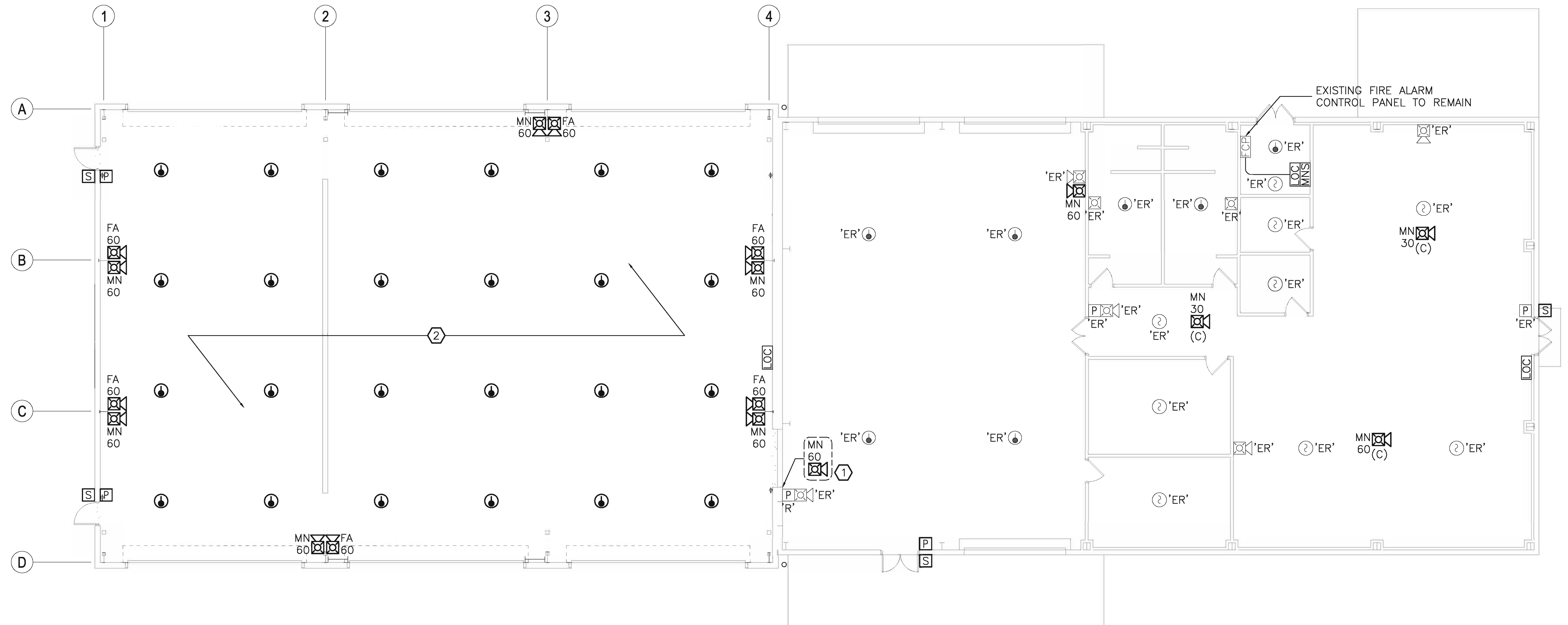
PLATE
REFERENCE
NUMBER
FA001
SHEET 37

EDi
Engineered Designs, Inc.
1151 SE Cary Parkway, Suite 200
Cary, North Carolina 27518
Office: 919.851.8481
Fax: 919.851.9703





D
C
B
A



1 FIRE ALARM AND MASS NOTIFICATION SYSTEM PLAN
FA101 FA101 SCALE: 1/8"=1'-0"

NOTES KEYED TO PLAN


- ① MOUNT MNS DEVICE TO WALL SECTION BETWEEN NEW OPENING AND EXISTING DOOR.
- ② PROVIDE SPACING BETWEEN HEAT DETECTORS IN ACCORDANCE WITH NFPA 72. PROVIDE ADDITIONAL DETECTORS AS REQUIRED TO ACCOMMODATE THE UL LISTED SPACING OF THE HEAT DETECTOR SUPPLIED.

MASS NOTIFICATION SYSTEM NOTE

A NEW MASS NOTIFICATION SYSTEM (MNS) SHALL BE PROVIDED FOR BOTH THE BUILDING ADDITION AND EXISTING PORTION OF THE MOTOR POOL BUILDING. THE MNS SHALL BE INSTALLED IN ACCORDANCE WITH UFC 4-021-01.



EDi
Engineered Designs, Inc.
1151 SE Cary Parkway, Suite 200
Cary, North Carolina 27518
Office: 919.851.8481
Fax: 919.851.9703



SYMBOL	DESCRIPTION	DATE	BY

DESIGNED BY: WYNNE	DATE: 05 AUG 2011
DWN BY: WYNNE	SOLICITATION NO.: TBD
SUBMITTED BY: VELEZ	CONTRACT NO.: TBD
FILE NAME: FA101	CATEGORY CODE: Z14-0020
SIZE: D	PLOT DATE: 05 AUG 2011
	PLOT SCALE: AS SHOWN

JSOC SOF FACILITY MOTOR POOL ADDITION - SOLSE
FORT BRAGG, NORTH CAROLINA

FIRE ALARM AND MASS NOTIFICATION
SYSTEM PLAN

PLATE
REFERENCE
NUMBER
FA101
SHEET 38

D

C

B

A

ABBREVIATIONS

ABBREVIATIONS	DEFINITIONS
AFF	ABOVE FINISH FLOOR
CWS	COLD WATER SUPPLY
EC	ELECTRICAL CONTRACTOR
MV	MIXING VALVE
N/A	NOT APPLICABLE
PC	PLUMBING CONTRACTOR
PSI	POUNDS PER SQUARE INCH
PSIG	POUNDS PER SQUARE INCH GAGE
UG	UNDER GROUND
VTR	VENT THROUGH ROOF
W	WASTE

LEGEND

LINETYPES	DEFINITIONS
---	COLD WATER SUPPLY
- - -	HOT WATER SUPPLY
— SS —	WASTE (UG)
—	COMPRESSED AIR
----	VENT LINE

SYMBOLS	DEFINITIONS
	BALL VALVE
	EQUIPMENT DESIGNATION
	EXTERIOR CLEANOUT
	HOSE BIBB OR WALL HYDRANT



US ARMY CORPS OF ENGINEERS WILMINGTON

SYMBOL	DESCRIPTION	DATE	BY

DESIGNED BY: MILLER	DATE: 05 AUG 2011
CRD BY: KEY	SOLICITATION NO.: TBD
DWN BY: MILLER	CONTRACT NO.: TBD
SUBMITTED BY: KEY	CATEGORY CODE: 1214-00
FILE NAME: P-001	PLAT DATE: 05 AUG 2011
SIZE: D	PLAT SCALE: AS SHOWN

U. S. ARMY ENGINEER DISTRICT
CORPS OF ENGINEERS
WILMINGTON DISTRICT

GREENHORNE & O'MARA
ENGINEERS
2000 COMMERCE BLVD, SUITE 200
WILMINGTON, NC 28403-4800
PH: 910.739.7648

PLUMBING SYMBOLS, LEGEND,
ABBREVIATIONS, AND NOTES

PLATE
REFERENCE
NUMBER
P-001
SHEET 40

