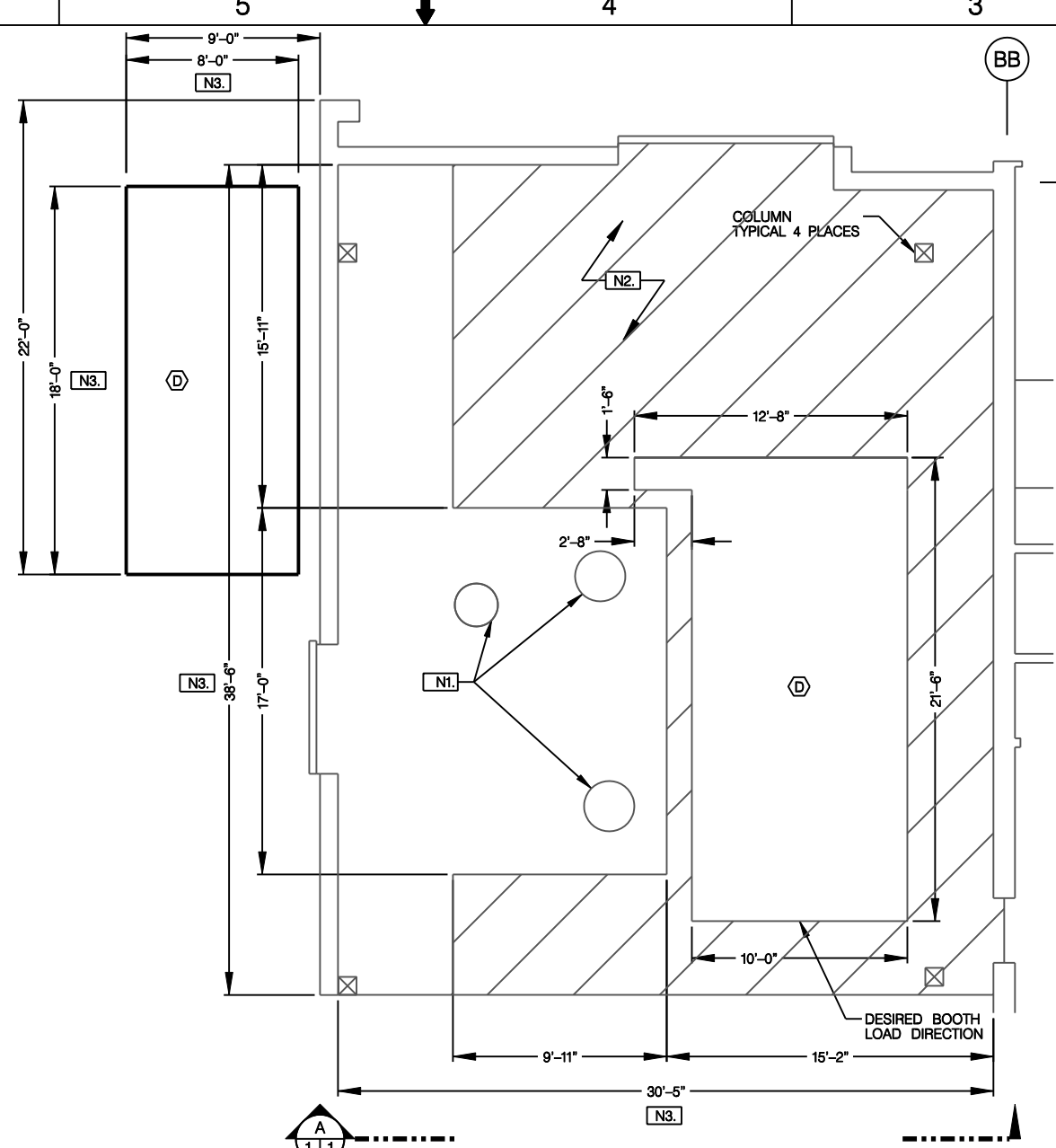
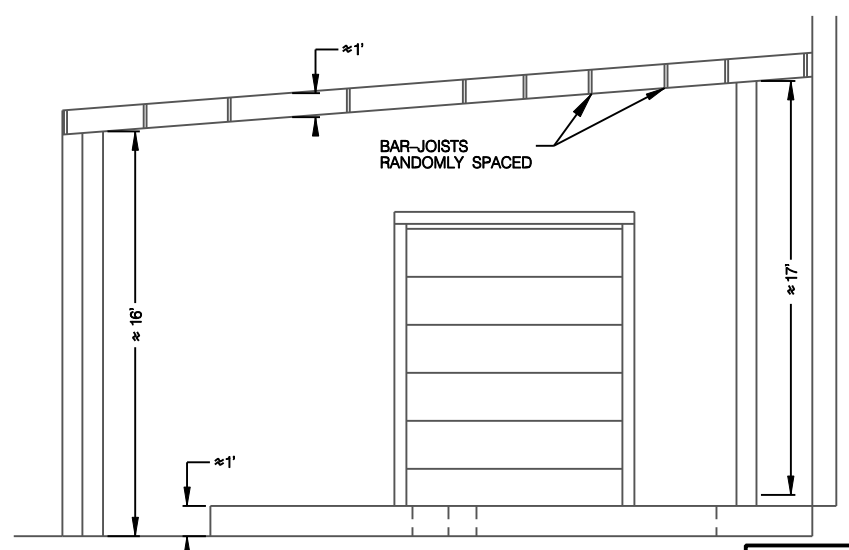


EXISTING PARTIAL PLAN VIEW
SCALE: 1/4" = 1'-0"



NEW WORK PARTIAL PLAN VIEW
SCALE: 1/4" = 1'-0"

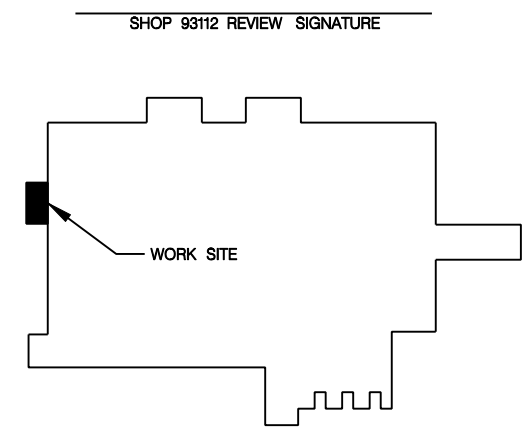


NEW WORK - ELEVATION VIEW
SCALE: NOT TO SCALE

| LEGEND AND ABBREVIATIONS | |
|--------------------------|--|
| | EXISTING |
| | EXISTING PLAN - TO BE REMOVED AND DEMOLISHED BY CONTRACTOR |
| | NEW WORK PLAN - TO BE INSTALLED |
| \varnothing | DIAMETER |
| | APPROXIMATELY |

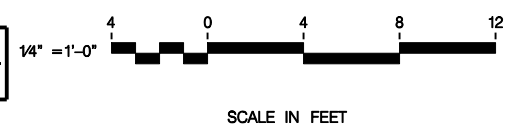
NEW WORK NOTES

- N1. A MINIMUM DISTANCE OF 1'-0" FROM MANHOLES SHALL BE MAINTAINED FREE OF EQUIPMENT AND CONSTRUCTION.
- N2. ELEVATION IS APPROXIMATELY 1'-0" HIGHER IN HATCHED AREA.
- N3. INSTALL NEW EQUIPMENT IN THE 38'-6" X 30'-5" (L X W) SHELTERED EQUIPMENT INSTALLATION ENVELOPE AND THE 18'-0" X 8'-0" (L X W) EXTERIOR EQUIPMENT INSTALLATION ENVELOPE PER SPECIFICATION CDY48490.
- N4. AFTER CONTRACT IS AWARDED THE GOVERNMENT SHALL SPECIFY FINAL LOCATION AND ORIENTATION OF EQUIPMENT WITHIN THE EQUIPMENT INSTALLATION ENVELOPE.



BUILDING 133 WORK LOCATION PLAN
SCALE: NOT TO SCALE

GRAPHIC SCALE




REPRODUCED DRAWING
USE GRAPHIC SCALE

GENERAL FACILITY NOTES:

- G1. MECHANICAL AND/OR ELECTRICAL DRAWINGS ARE NOT REQUIRED TO IMPLEMENT THIS FACILITIES DRAWING.
- G2. ALL WORK INDICATED ON THIS DRAWING(S) SHALL COMPLY WITH ALL FEDERAL, STATE, AND LOCAL BUILDING CODES. THE CONTRACTOR SHALL POSSESS A CURRENT NORTH CAROLINA LIMITED GENERAL CONTRACTORS LICENSE OBTAINED IN ACCORDANCE WITH NC ADMINISTRATIVE CODE, TITLE 21.
- G3. THE CONTRACTOR SHALL VISIT THE SITE PRIOR TO BID TO DETERMINE THE EXTENT OF THE WORK. LACK OF KNOWLEDGE OF EXISTING CONDITIONS WILL NOT BE CONSIDERED A BASIS FOR CONTRACTOR CHANGE ORDERS. PRIOR TO ORDERING EQUIPMENT, VERIFY THAT EQUIPMENT TO BE PROVIDED UNDER THIS CONTRACT IS ACCEPTABLE, AND CAN FIT INTO THE BUILDING AND THE INSTALLATION SITE. EXPENSE INCURRED BY THE CONTRACTOR, WHICH IN THE CONTRACTING OFFICER'S REPRESENTATIVE OPINION COULD HAVE BEEN AVOIDED BY A PRE-BID SITE VISIT, SHALL NOT BE A BASIS FOR CHANGE ORDERS.
- G4. FIELD VERIFY ALL DIMENSIONS AND SITE CONDITIONS PRIOR TO PROCURING MATERIALS OR COMMENCING WORK.
- G5. IF A CONFLICT IS IDENTIFIED IN THE NOTES, PLANS, DETAILS, OR CONSTRUCTION STANDARDS SPECIFIED ON THIS DRAWING(S), CONTACT THE DESIGNER (JEFF BECHTOLD, 252-464-9094) FOR CLARIFICATION.
- G6. ALL EQUIPMENT, PIPING, WALLS, AND SYSTEMS NOTED FOR DEMOLITION SHALL BE REMOVED AND DISPOSED OF BY THE CONTRACTOR. UNLESS NOTED OTHERWISE ON THIS DRAWING(S), DEMOLITION SHALL INCLUDE REMOVAL AND DISPOSAL OF ALL MATERIALS ASSOCIATED WITH THE EQUIPMENT, WALLS, AND SYSTEMS TO INCLUDE FOUNDATIONS THAT EXTEND ABOVE THE EXISTING GRADE, CONDUIT, WIRING, PIPING, DUCT, HANGARS, UNISTRUT, EQUIPMENT SUPPORT STRUCTURES, SWITCHES, DISCONNECTS, ETC.. EXISTING ELECTRICAL AND MECHANICAL UTILITY SERVICES SHALL BE REMOVED BACK TO THE SOURCE WITHOUT DISCONNECTING SERVICE TO OTHER ACTIVE EQUIPMENT OR SYSTEMS.
- G7. THE CONTRACTOR SHALL BE RESPONSIBLE FOR CLEAN-UP OF OCCUPIED SPACE AT THE COMPLETION OF EACH WORK PERIOD, COMPLETING CLEAN-UP IN TIME TO NOT CAUSE INTERFERENCE WITH NORMAL FACILITY OPERATIONS. AFTER ALL CONSTRUCTION IS COMPLETE PER THIS DRAWING(S), THE CONTRACTOR SHALL REMOVE AND DISPOSE OF ALL SCRAP MATERIALS AND THOROUGHLY CLEAN THE CONSTRUCTION AREA.
- G8. THE CONTRACTOR SHALL BE RESPONSIBLE FOR, AND BE REQUIRED TO MAKE GOOD AT HIS OWN EXPENSE, ANY AND ALL DAMAGES TO ANY WORK OR MATERIALS IN PLACE ON THE PREMISES, OR INCLUDED IN THIS CONTRACT, DURING THE EXECUTION OF THIS CONTRACT.
- G9. THE CONTRACTOR SHALL BE RESPONSIBLE TO LOCATE ALL EXISTING UNDERGROUND UTILITIES PRIOR TO ANY EXCAVATION ACTIVITIES. ALL UNDERGROUND UTILITIES SHALL BE CLEARLY MARKED WITH FLAGS, PAINT OR STAKES PRIOR TO ANY EXCAVATION OPERATION. THE CONTRACTOR SHALL BE RESPONSIBLE FOR TIMELY REPAIR AND/OR REPLACEMENT OF DAMAGE TO UNDERGROUND UTILITIES AT NO COST TO THE GOVERNMENT.
- G10. WHEN CONSTRUCTION IS COMPLETE, CONTACT THE FACILITIES PLANNING AND ENGINEERING BRANCH, CODE 6.3.1 (JEFF BECHTOLD, 252-464-9094) TO ATTEND THE FINAL INSPECTION.

| DATE | DESCRIPTION | BY | APPR |
|----------|---|----|------|
| 10-08-10 | ADDED EXTERIOR EQUIPMENT INSTALLATION ENVELOPE AND UPDATED RECESSED PIT | | |
| | INCLUDED NEW WORK PARTIAL PLAN VIEW AND NEW WORK SECTION VIEW | | |
| | MODIFIED LINE THICKNESS TO HIGHLIGHT AVAILABLE ELEVATED SPACE | | |
| | ADDED DIMENSIONS OF ELEVATED CONCRETE PAD AND MANHOLES | | |



| DESIGNER | DRAWN | CHECKED | REVIEWED | OSH | FIRE DEPT | ENR | APPROVED |
|----------|---------|---------|------------|-----|-----------|-----|----------|
| ASTORON | ASTORON | MAMRELL | JAVINSKIUS | MA | MA | MA | GLINGTON |

| | | | |
|---------------------------------|-----------------|---|--|
| FLEET READINESS CENTER EAST | | U.S. MARINE CORPS AIR STATION, CHERRY POINT, N.C. | |
| PMB SHELTER LAYOUT BUILDING 133 | | (EXISTING AND NEW WORK) | |
| BUILDING 133 | | CAO CODE 6.2.5 | |
| SIZE | CODE IDENT. NO. | REV. | |
| D | 93112 | D | |
| PE-20597F | | SCALE: AS NOTED | |
| TASK #FP048490 | | SHEET 1 OF 1 | |

WHEN PRINTED, IT BECOMES THE USER'S RESPONSIBILITY TO DETERMINE CURRENTNESS OF THIS DRAWING. SEE REFERENCE PEO252-7.3-522.
 PAK: W:\PE-DRAWINGS\20097\20597F.dgn